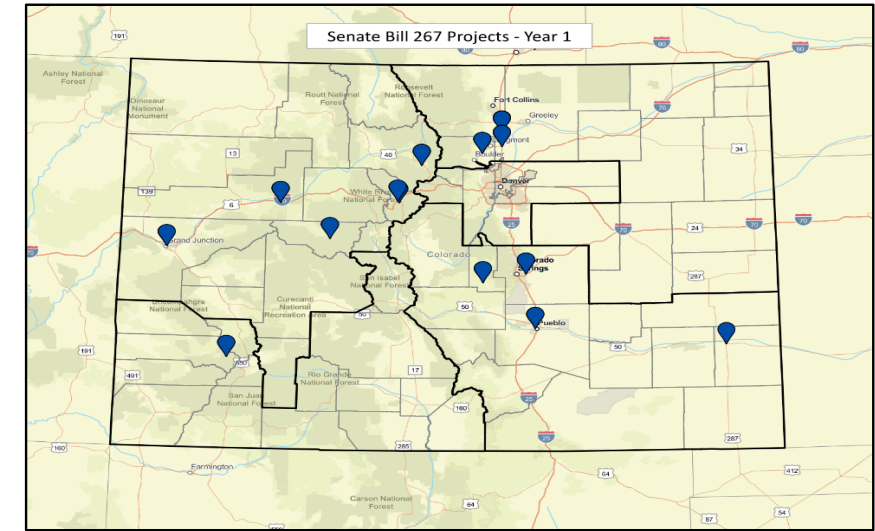


Strategic Transit Projects (SB 267) - Transit Program Roadmap

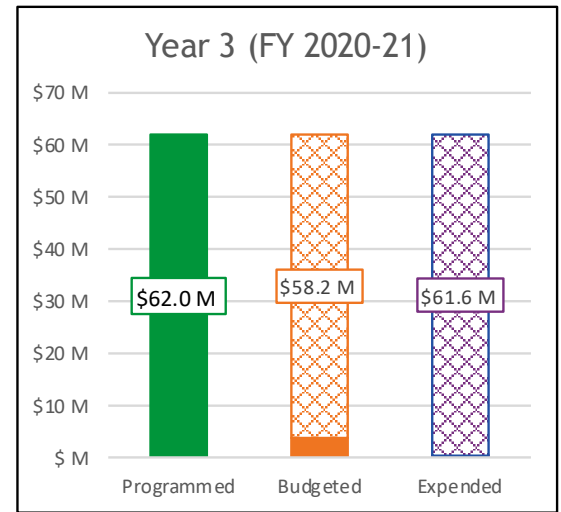
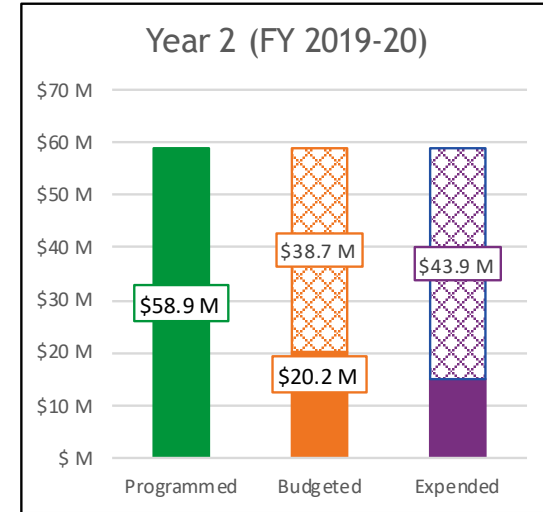
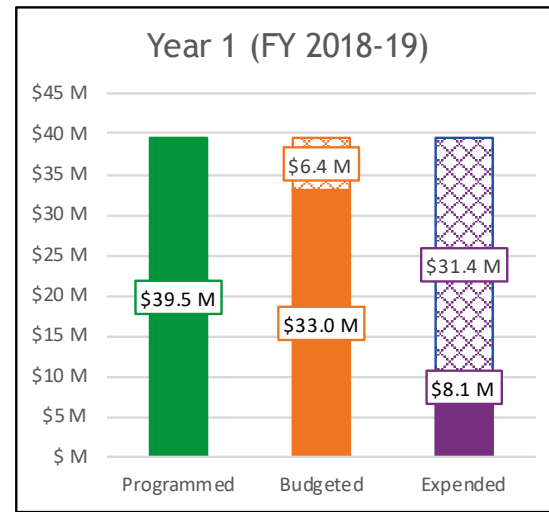
Senate Bill 17-267 (SB-267) provided up to \$188 M for transit projects starting in Fiscal Year 2018-19, with an additional \$10M to date from bond sale proceeds. As of this report, the first three fiscal years (\$148 M) have been released.

This program roadmap allows the Division of Transit and Rail to see remaining key dependencies between major milestones, communicate the linkage between the strategy and the planned prioritized work, and provide a high-level view of upcoming milestones and decision points. Project locations are displayed on the Year 1, 2 or 3 map to the right.



| Senate Bill 267: Year 1 Allocation (\$39.5M Total, \$8.1M Complete) | | | | | | | | | | | | | | | | | | | | |
|---|--|--------|--|----------|----------|----------|----------|----------|----------|----------|----------|----------|----------|----------|----------|----------|----------|----------|--|--|
| Programmed | Project Description | Region | 2021 | | | | 2022 | | | | 2023 | | | | 2024 | | | | | |
| | | | Jan-Mar | Apr-Jun | Jul-Sep | Oct-Dec | Jan-Mar | Apr-Jun | Jul-Sep | Oct-Dec | Jan-Mar | Apr-Jun | Jul-Sep | Oct-Dec | Jan-Mar | Apr-Jun | Jul-Sep | Oct-Dec | | |
| \$3.00 M | Bijou Street Storage and Maintenance Facility | 2 | COMPLETED | | | | | | | | | | | | | | | | | |
| \$0.12 M | Cripple Creek Administration and Operations Facility (Design) | 2 | [Green] | | | | | | | | | | | | | | | | | |
| \$0.11 M | Prowers County Bus Barn Office Extension | 2 | IN PROGRESS | | | | | | | | | | | | | | | | | |
| \$0.05 M | Southwest Chief Thru-Car Study - CRISI Grant Match | 2 | IN PROGRESS | | | | | | | | | | | | | | | | | |
| \$3.44 M | Frisco Transit Center - Phase 2 | 3 | [Blue] | [Orange] | [Orange] | [Orange] | [Orange] | [Orange] | [Orange] | [Orange] | [Orange] | [Orange] | [Orange] | [Orange] | [Orange] | [Orange] | [Orange] | [Orange] | | |
| \$2.98 M | RFTA Glenwood Maintenance Facility - Phase 3/7 | 3 | [Green] | [Green] | [Green] | [Green] | [Green] | [Green] | [Green] | [Green] | [Green] | [Green] | [Green] | [Green] | [Green] | [Green] | [Green] | | | |
| \$0.20 M | Winter Park Transit Maintenance Facility - Phase 1 | 3 | COMPLETED | | | | | | | | | | | | | | | | | |
| \$2.60 M | Winter Park Transit Maintenance Facility - Phase 2 | 3 | | | | | [Orange] | [Orange] | [Orange] | [Orange] | [Orange] | [Orange] | [Orange] | [Orange] | [Orange] | [Orange] | [Orange] | [Orange] | | |
| \$1.50 M | Arterial Transit and Bike/Pedestrian Improvements on I-70 Bus./US 6 Corridor | 3 | [Green] | [Green] | [Green] | [Green] | [Green] | [Green] | [Green] | [Green] | [Green] | [Green] | [Green] | [Green] | [Green] | [Green] | [Green] | | | |
| \$1.00 M | RFTA Aspen Maintenance Facility Improvement - Phase 9 | 3 | COMPLETED | | | | | | | | | | | | | | | | | |
| \$0.43 M | Summit County Transit Operations Center Design and Engineering | 3 | IN PROGRESS | | | | | | | | | | | | | | | | | |
| \$6.72 M | Firestone-Longmont - Phase 1 | 4 | FUNDS TO BE PUT TOWARDS VALUE ENGINEERED PROJECT AT FIRESTONE-LONGMONT | | | | | | | | | | | | | | | | | |
| \$2.50 M | Firestone-Longmont - Phase 2 | 4 | FUNDS TO BE PUT TOWARDS VALUE ENGINEERED PROJECT AT FIRESTONE-LONGMONT | | | | | | | | | | | | | | | | | |
| \$6.00 M | Centerra-Loveland Mobility Hub | 4 | [Orange] | [Orange] | [Orange] | [Orange] | [Orange] | [Orange] | [Orange] | [Orange] | [Orange] | [Orange] | [Orange] | [Orange] | [Orange] | [Orange] | [Orange] | [Orange] | | |
| \$5.00 M | Berthoud Mobility Hub | 4 | [Orange] | [Orange] | [Orange] | [Orange] | [Orange] | [Orange] | [Orange] | [Orange] | [Orange] | [Orange] | [Orange] | [Orange] | [Orange] | [Orange] | [Orange] | [Orange] | | |
| \$2.00 M | SH 119 BRT | 4 | [Orange] | [Orange] | [Orange] | [Orange] | [Orange] | [Orange] | [Orange] | [Orange] | [Orange] | [Orange] | [Orange] | [Orange] | [Orange] | [Orange] | [Orange] | [Orange] | | |
| \$0.00 M | Poncha Springs Crossroads Welcome Center Improvements | 5 | WITHDRAWN | | | | | | | | | | | | | | | | | |
| \$1.86 M | SMART Purchase of Existing Real Property for Admin & Maintenance Facility | 5 | COMPLETED | | | | | | | | | | | | | | | | | |

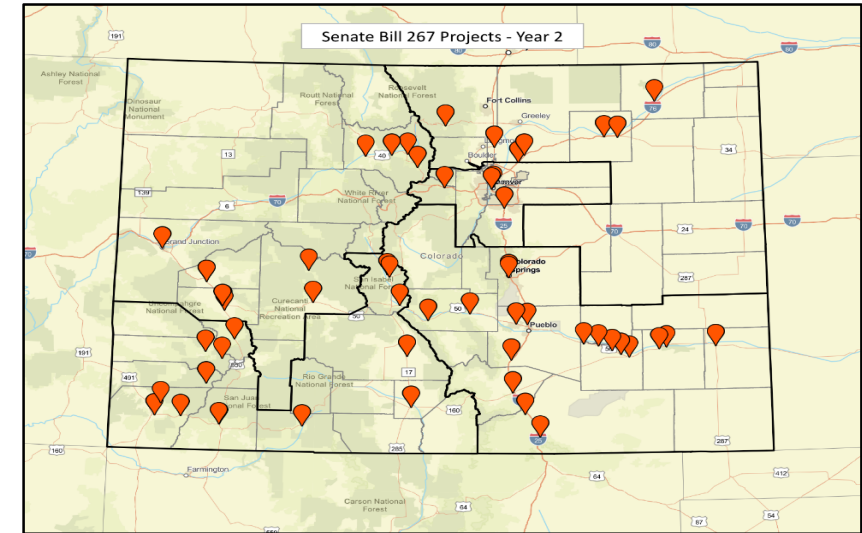
| Legend | |
|-----------|--|
| [Red] | Planning |
| [Green] | Design / Environmental Clearance / ROW Acquisition |
| [Blue] | Procurement |
| [Orange] | Construction / Delivery |
| [Purple] | Cash Contribution |
| [Hatched] | Program Management Activities |
| [Yellow] | Quarterly TC Meeting Report |
| [Green] | Bar Charts: Unprogrammed |
| [Orange] | Bar Charts: Unbudgeted |
| [Purple] | Bar Charts: Unexpended |



Strategic Transit Projects (SB 267) - Transit Program Roadmap

Senate Bill 17-267 (SB-267) provided up to \$188 M for transit projects starting in Fiscal Year 2018-19, with an additional \$10M to date from bond sale proceeds. As of this report, the first three fiscal years (\$148 M) have been released.

This program roadmap allows the Division of Transit and Rail to see remaining key dependencies between major milestones, communicate the linkage between the strategy and the planned prioritized work, and provide a high-level view of upcoming milestones and decision points. Project locations are displayed on the Year 1, 2 or 3 map to the right.

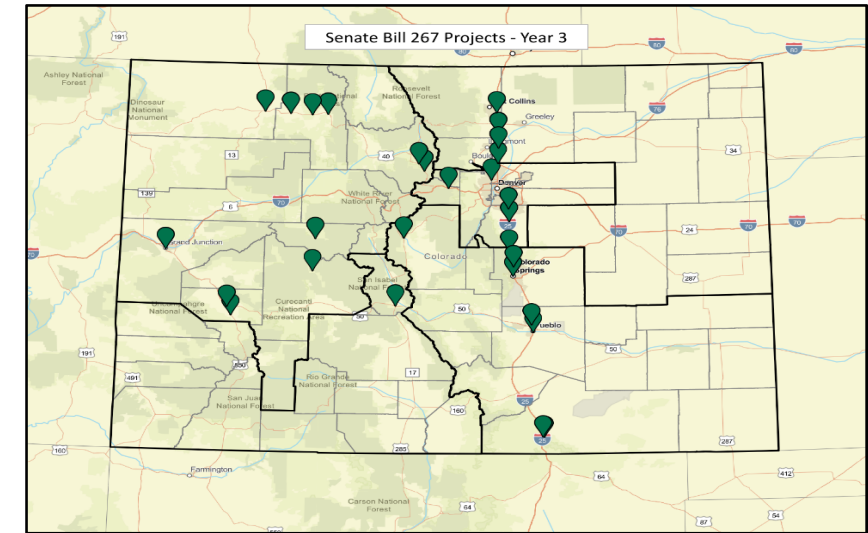


| Senate Bill 267: Year 2 Allocation (\$58.9M Total, \$20.2M Complete) | | | | | | | | | | | | | | | | | | | | |
|--|---|--------|--------------|---------|---------|---------|--------------|---------|---------|---------|---------|---------|---------|---------|--|---------|---------|---------|--|--|
| Programmed | Project Description | Region | 2021 | | | | 2022 | | | | 2023 | | | | 2024 | | | | | |
| | | | Jan-Mar | Apr-Jun | Jul-Sep | Oct-Dec | Jan-Mar | Apr-Jun | Jul-Sep | Oct-Dec | Jan-Mar | Apr-Jun | Jul-Sep | Oct-Dec | Jan-Mar | Apr-Jun | Jul-Sep | Oct-Dec | | |
| \$26.00 M | Revitalizing Main Streets Program | 1 | [Green bars] | | | | | | | | | | | | [Blue bars] | | | | | |
| \$15.00 M | Burnham Yard - CRISI Grant Match | 1 | [Green bars] | | | | | | | | | | | | COMPLETED | | | | | |
| \$2.00 M | Lone Tree Mobility Hub | 1 | [Green bars] | | | | | | | | | | | | [Green bars] | | | | | |
| \$0.63 M | Bustang Fleet Purchases (Region 1) | 1 | [Green bars] | | | | | | | | | | | | [Green bars] | | | | | |
| \$0.30 M | Idaho Springs Mobility Hub | 1 | [Red bars] | | | | [Green bars] | | | | | | | | | | | | | |
| \$3.50 M | Colorado Springs Transit Center | 2 | [Green bars] | | | | | | | | | | | | [Blue bars] | | | | | |
| \$1.10 M | North Pueblo Mobility Hub | 2 | [Green bars] | | | | | | | | | | | | [Blue bars] | | | | | |
| \$0.60 M | Outrider Improvements at Lamar, Fort Lyon, Las Animas, La Junta, Swink, Rocky Ford, | 2 | [Green bars] | | | | | | | | | | | | [Green bars] | | | | | |
| \$0.20 M | South Central Storage and Maintenance Facility | 2 | [Green bars] | | | | | | | | | | | | [Green bars] | | | | | |
| \$0.20 M | Outrider Improvements at Colorado City Corners, Walsenburg and Aguilar | 2 | [Green bars] | | | | | | | | | | | | [Green bars] | | | | | |
| \$0.16 M | Outrider Improvements at Canon City and Cotopaxi | 2 | [Green bars] | | | | | | | | | | | | [Green bars] | | | | | |
| \$0.08 M | Outrider Improvements at Pueblo West | 2 | [Green bars] | | | | | | | | | | | | [Green bars] | | | | | |
| \$0.08 M | Outrider Improvements at Tejon Park-n-Ride | 2 | [Green bars] | | | | | | | | | | | | [Green bars] | | | | | |
| \$0.80 M | Gunnison Valley RTA Storage Facility | 3 | [Green bars] | | | | | | | | | | | | IN PROGRESS | | | | | |
| \$0.30 M | Outrider Improvements at Fraser, Granby, Kremmling and Hot Sulphur Springs | 3 | [Green bars] | | | | | | | | | | | | [Green bars] | | | | | |
| \$0.25 M | Outrider Improvements at Montrose, Delta and Gunnison | 3 | [Green bars] | | | | | | | | | | | | [Green bars] | | | | | |
| \$0.25 M | Montrose Multimodal Transit Center (All Points Transit) | 3 | [Green bars] | | | | | | | | | | | | IN PROGRESS | | | | | |
| \$0.08 M | Grand Junction Mobility Hub | 3 | [Green bars] | | | | | | | | | | | | IN PROGRESS | | | | | |
| \$0.00 M | Western Slope Storage and Maintenance Facility | 3 | [Green bars] | | | | | | | | | | | | WITHDRAWN | | | | | |
| \$1.25 M | Bustang Fleet Purchases (Region 4) | 4 | [Green bars] | | | | | | | | | | | | [Green bars] | | | | | |
| \$1.03 M | Estes Park Transit Improvements | 4 | [Green bars] | | | | | | | | | | | | [Green bars] | | | | | |
| \$0.24 M | Outrider Improvements at Brush, Fort Morgan and Hudson | 4 | [Green bars] | | | | | | | | | | | | [Green bars] | | | | | |
| \$0.10 M | Firestone-Longmont - Phase 1 | 4 | [Green bars] | | | | | | | | | | | | FUNDS TO BE PUT TOWARDS VALUE ENGINEERED PROJECT AT FIRESTONE-LONGMONT | | | | | |
| \$0.08 M | Outrider Improvements at Sterling | 4 | [Green bars] | | | | | | | | | | | | [Green bars] | | | | | |
| \$0.08 M | Outrider Improvements at Lochbuie | 4 | [Green bars] | | | | | | | | | | | | [Green bars] | | | | | |
| \$2.00 M | Durango Transit Capital Improvements | 5 | [Green bars] | | | | | | | | | | | | [Green bars] | | | | | |
| \$1.08 M | Pagosa Springs/Archuleta Multimodal Facility | 5 | [Green bars] | | | | | | | | | | | | [Green bars] | | | | | |
| \$0.60 M | Buena Vista Park-n-Ride and Intermodal Facility | 5 | [Green bars] | | | | | | | | | | | | [Green bars] | | | | | |
| \$0.40 M | Outrider Improvements at Durango, Mancos, Cortez, Dolores, and Rico | 5 | [Green bars] | | | | | | | | | | | | [Green bars] | | | | | |
| \$0.25 M | Outrider Improvements at Placerville, Ridgway and Telluride | 5 | [Green bars] | | | | | | | | | | | | [Green bars] | | | | | |
| \$0.25 M | Outrider Improvements at 3 locations between Alamosa and Buena Vista | 5 | [Green bars] | | | | | | | | | | | | [Green bars] | | | | | |

Strategic Transit Projects (SB 267) - Transit Program Roadmap

Senate Bill 17-267 (SB-267) provided up to \$188 M for transit projects starting in Fiscal Year 2018-19, with an additional \$10M to date from bond sale proceeds. As of this report, the first three fiscal years (\$148 M) have been released.

This program roadmap allows the Division of Transit and Rail to see remaining key dependencies between major milestones, communicate the linkage between the strategy and the planned prioritized work, and provide a high-level view of upcoming milestones and decision points. Project locations are displayed on the Year 1, 2 or 3 map to the right.



| Senate Bill 267: Year 3 Allocation (\$62M Total, \$0.4M Complete) | | | | | | | | | | | | | | | | | | |
|---|---|--------|---------|---------|---------|---------|---------|---------|---------|---------|---------|---------|---------|---------|---------|---------|---------|---------|
| Programmed | Project Description | Region | 2021 | | | | 2022 | | | | 2023 | | | | 2024 | | | |
| | | | Jan-Mar | Apr-Jun | Jul-Sep | Oct-Dec | Jan-Mar | Apr-Jun | Jul-Sep | Oct-Dec | Jan-Mar | Apr-Jun | Jul-Sep | Oct-Dec | Jan-Mar | Apr-Jun | Jul-Sep | Oct-Dec |
| \$8.00 M | Lone Tree Mobility Hub | 1 | | | | | | | | | | | | | | | | |
| \$4.13 M | Idaho Springs Mobility Hub | 1 | | | | | | | | | | | | | | | | |
| \$3.80 M | Bustang Fleet Purchases (Region 1) | 1 | | | | | | | | | | | | | | | | |
| \$8.10 M | I-25 and SH 7 Interchange Mobility Hub | 1 | | | | | | | | | | | | | | | | |
| \$0.50 M | Bustang Heavy Maintenance Facility | 1 | | | | | | | | | | | | | | | | |
| \$0.30 M | Castle Rock Mobility Hub | 1 | | | | | | | | | | | | | | | | |
| \$2.00 M | I-70 Bustang Pegasus Park-n-Rides | 1 | | | | | | | | | | | | | | | | |
| \$4.90 M | North Pueblo Mobility Hub | 2 | | | | | | | | | | | | | | | | |
| \$2.18 M | Pueblo Administrative and Maintenance Facility - 5339(b) Grant Match and additional funds | 2 | | | | | | | | | | | | | | | | |
| \$2.43 M | South Central Storage and Maintenance Facility | 2 | | | | | | | | | | | | | | | | |
| \$2.50 M | Colorado Springs Transit Center | 2 | | | | | | | | | | | | | | | | |
| \$1.25 M | Bustang Fleet Purchases (Region 2) | 2 | | | | | | | | | | | | | | | | |
| \$1.00 M | Southwest Chief Track Improvements - CRISI Grant Match | 2 | | | | | | | | | | | | | | | | |
| \$0.60 M | Woodmen Road Mobility Hub | 2 | | | | | | | | | | | | | | | | |
| \$0.50 M | Fairplay Mobility Hub | 2 | | | | | | | | | | | | | | | | |
| \$0.10 M | Monument Park-n-Ride (Preconstruction) | 2 | | | | | | | | | | | | | | | | |
| \$4.50 M | Snowmass Transit Center | 3 | | | | | | | | | | | | | | | | |
| \$2.99 M | Montrose Multimodal Transit Center (All Points Transit) | 3 | | | | | | | | | | | | | | | | |
| \$0.90 M | Gunnison Valley RTA Storage Facility | 3 | | | | | | | | | | | | | | | | |
| \$0.50 M | Grand Junction Mobility Hub | 3 | | | | | | | | | | | | | | | | |
| \$0.50 M | Region 3 Outrider Storage in Montrose | 3 | | | | | | | | | | | | | | | | |
| \$0.32 M | Outrider Improvements at Steamboat Springs, Milner, Hayden and Craig | 3 | | | | | | | | | | | | | | | | |
| \$0.16 M | Outrider Improvements at Winter Park and Tabernash | 3 | | | | | | | | | | | | | | | | |
| \$1.00 M | Berthoud Mobility Hub | 4 | | | | | | | | | | | | | | | | |
| \$1.00 M | Firestone-Longmont - Phase 2 | 4 | | | | | | | | | | | | | | | | |
| \$2.00 M | Firestone-Longmont Mobility Hub Access Improvements | 4 | | | | | | | | | | | | | | | | |
| \$1.25 M | Bustang Fleet Purchases (Region 4) | 4 | | | | | | | | | | | | | | | | |
| \$0.50 M | Centerra-Loveland Mobility Hub | 4 | | | | | | | | | | | | | | | | |
| \$0.50 M | Harmony Road Park-n-Ride Expansion (Preconstruction) | 4 | | | | | | | | | | | | | | | | |
| \$0.30 M | Northern Colorado Maintenance Facility | 4 | | | | | | | | | | | | | | | | |
| \$0.48 M | Salida Transit Capital Improvements | 5 | | | | | | | | | | | | | | | | |
| \$0.44 M | Buena Vista Park-n-Ride and Intermodal Facility | 5 | | | | | | | | | | | | | | | | |
| \$0.08 M | Poncha Springs Outrider Improvements | 5 | | | | | | | | | | | | | | | | |
| \$2.30 M | Program and Construction Management | All | | | | | | | | | | | | | | | | |